

DC/DC Converters – S4-T(H) series

1 WATT
Single Output

FEATURES

- 7 Pin SIL / 14 Pin DIL Package
- 1000 Vdc Isolation
- Up to 3000 Vdc Isolation
- Low Ripple and Noise
- Operating Temperature Range - 40°C ~ 85°C
- Efficiency up to 68 %
- Non-Conductive Black Plastic Case

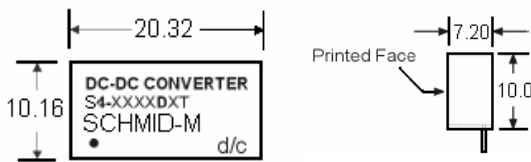
Input specifications:	
Voltage Range	±10%
Input Reflected Ripple Current	20mA pk-pk, typ
Filter:	Capacitors
Output specifications:	
Voltage accuracy	±2%
Ripple & noise (at 20MHz BW)	50mV pk-pk
Line regulation	±0.5%
Load regulation	0-100% load ±0.5%
	3.3V models ±1.0%
Temperature coefficient	±0.02%/°C
General Specifications:	
Switching Frequency	50 kHz, var
I/O Isolation voltage (3 sec)	1000~3000Vdc
Safety standard	IEC 60950-1
Environmental specifications:	
Operating Temperature	-40°C ~ +85°C
Case temperature	100°C Max.
Storage Temperature	-40°C ~ +125°C
Cooling	Nature Convection
Humidity	95% rel H

Model Number	Input Vdc	Output Vdc	Output current (mA)	Eff. @FL (%)
S4-053R3ST	5	3.3	333	57
S4-0505ST		5	200	65
S4-057R2ST		7.2	138.9	65
S4-0509ST		9	111.1	65
S4-0512ST		12	83.3	68
S4-0515ST		15	66.7	68
S4-123R3ST	12	3.3	333	57
S4-1205ST		5	200	63
S4-127R2ST		7.2	138.9	65
S4-1209ST		9	111.1	66
S4-1212ST		12	83.3	68
S4-1215ST		15	66.7	66
S4-243R3ST	24	3.3	333	60
S4-2405ST		5	200	65
S4-247R2ST		7.2	138.9	65
S4-2409ST		9	111.1	68
S4-2412ST		12	83.3	68
S4-2415ST		15	66.7	68
S4-053R3DT	5	3.3	333	57
S4-0505DT		5	200	63
S4-057R2DT		7.2	138.9	61
S4-0509DT		9	111.1	67
S4-0512DT		12	83.3	67
S4-0515DT		15	66.7	67
S4-123R3DT	12	3.3	333	57
S4-1205DT		5	200	63
S4-127R2DT		7.2	138.9	63
S4-1209DT		9	111.1	65
S4-1212DT		12	83.3	68
S4-1215DT		15	66.7	66

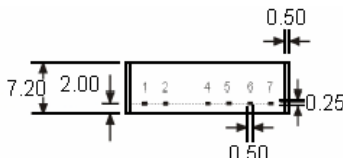
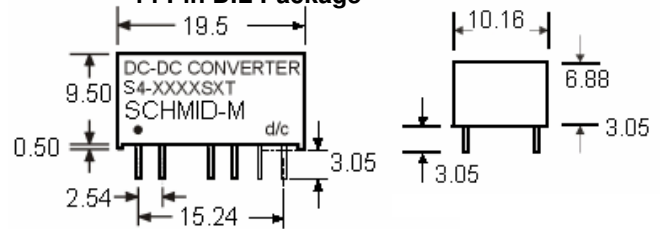
Input Voltage is from 5V to 48V and output voltage is from 3.3V to 24 V, suffix „H“ means 3000Vdc Isolation

MECHANICAL DIMENSIONS & PIN CONNECTIONS

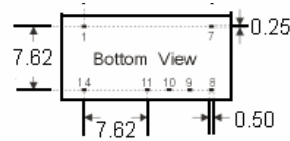
7 Pin SIL Package



14 Pin DIL Package



- Notes : All dimensions are typical in millimeters (inches).
1. Pin diameter: 0.5±0.05 (0.02±0.002)
 2. Pin pitch tolerance: ±0.35 (±0.014)
 3. Case Tolerance: ±0.5 (±0.02)



PIN #	Single	Single-H
1	+Vin	+Vin
2	-Vin	-Vin
4	-Vout	N.P.
5	N.P.	-Vout
6	+Vout	N.P.
7	N.P.	+Vout

PIN #	Single	Single - H
1	-V Input	-V Input
7	N.C.	N.C.
8	N.P.	+V Output
9	+V Output	N.P.
10	N.P.	-V Output
11	-V Output	N.P.
14	+V Input	+V Input