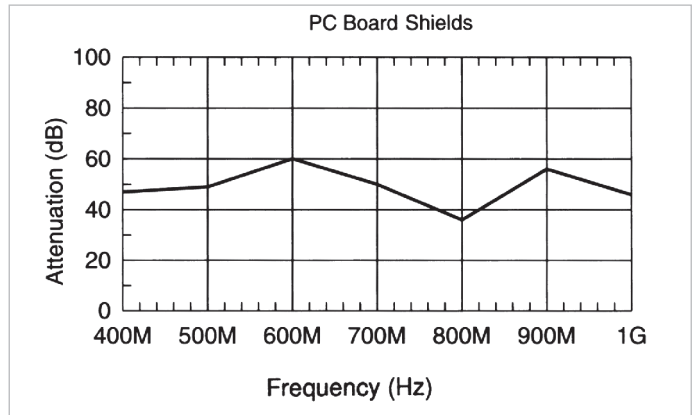





97-2000 SHIELDS Range of Pin and Pad Mounting Styles Maximizes Flexibility

The 97-2000 series allows mounting options including various pin styles for through-hole mounting or pad styles for surface mounting. The frame material forms the walls of the enclosure and the cover is held securely in place by spring force alone. Covers can be easily removed and replaced to provide access to components. Large or small quantities are easily manufactured using automated tooling, short run capabilities or photochemical machining operations.

- 97-2000 frame heights from 0.130" (3,0 mm) to 1" (25,4 mm), with other heights available upon request
- Cover design permits retention even when severe shock or vibration are a consideration; cover designed for easy removal and replacement
- Design allows for automated pick-and-place operations
- Locking feature on frame guarantees corner joint stability
- Variety of pin style options available including a surface mountable style
- Pin location can be customized to hole location or a defined pitch
- Frames can be hand-formed or supplied formed and with cover assembled
- A modified pin style is available for extra retention in through hole application
- All parts are treated as custom, so standards exist
- RoHS compliant



▲ Test performance in accordance with MIL-STD-285 using an aperture the same size as the 1-3/4" x 2" (44,5 mm x 5,08 mm) PC shield as reference. Measurement below 400 MHz were not possible because of the aperture attenuation.

97-2000 SHIELDS Frame Height and Pin Option

PIN STYLE 1.

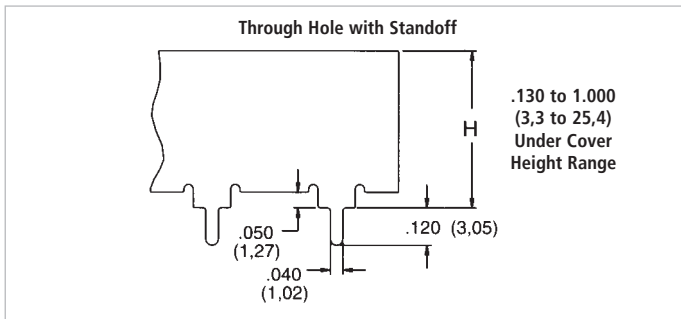
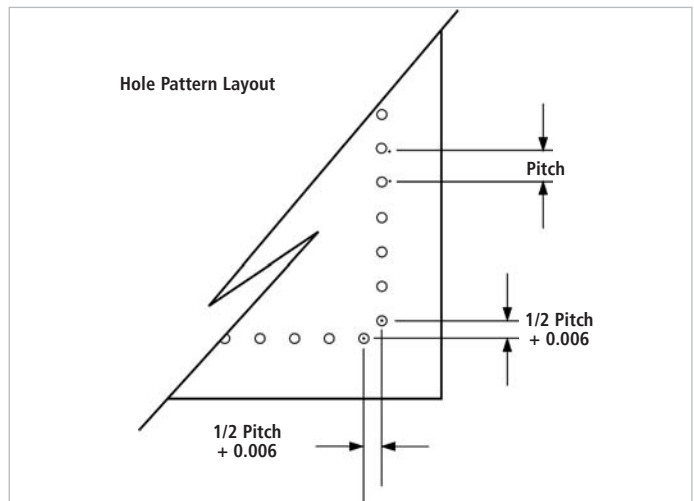


FIGURE 1.



(Consult engineering for irregular hole patterns.)



PIN STYLE 2.

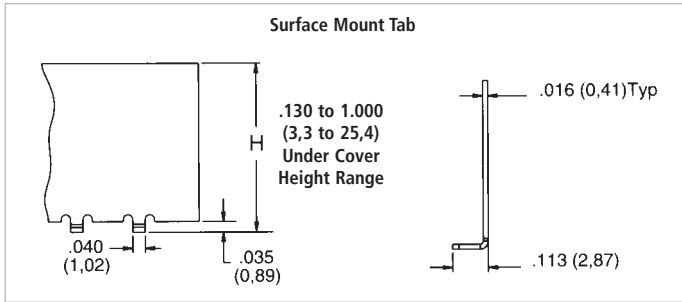
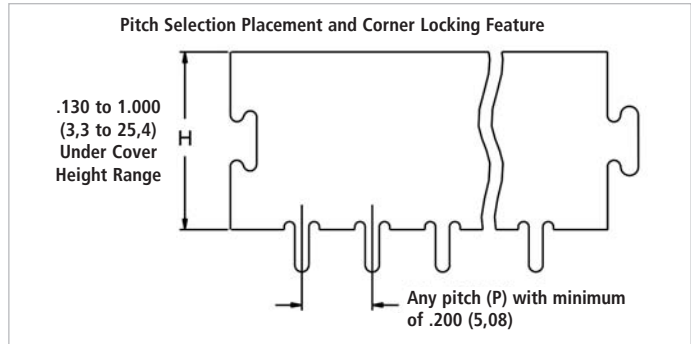


FIGURE 2.



PIN STYLE 3.

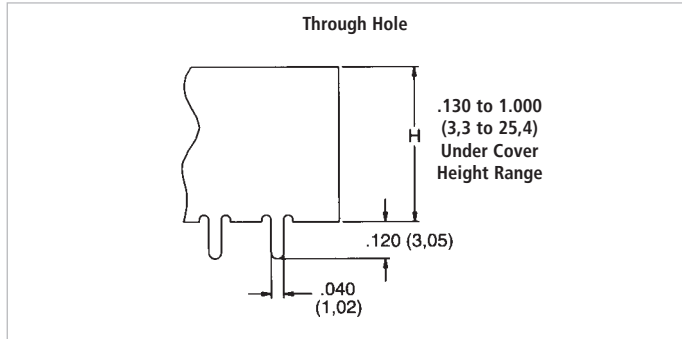
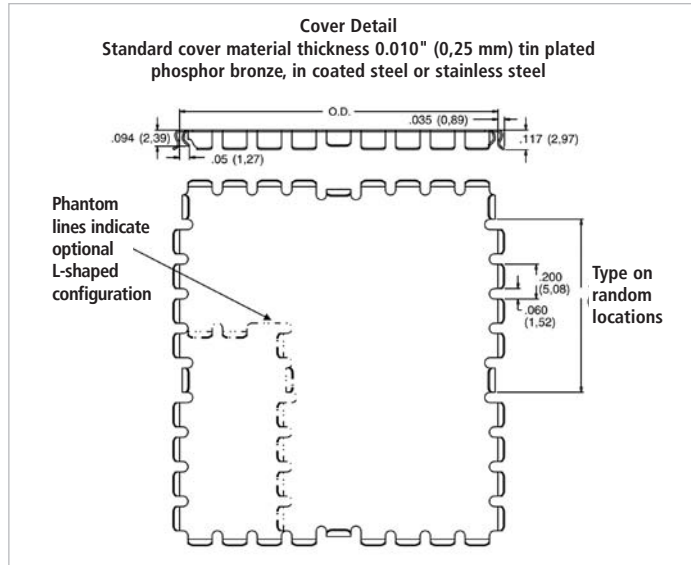
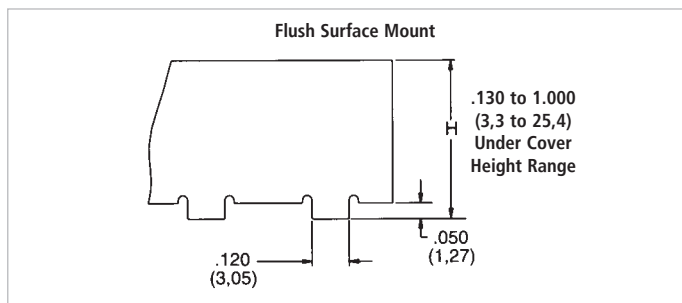


FIGURE 3.



PIN STYLE 4.



All dimensions shown are in inches (millimeters) unless otherwise specified.